

Cisco Catalyst 9600 Series Line Cards

Contents

| | |
|---|----|
| Product overview | 3 |
| Features and benefits | 9 |
| Specifications | 10 |
| Power details | 11 |
| MTBF information | 12 |
| Optics | 12 |
| Ordering information | 12 |
| Product specifications | 13 |
| Safety and compliance | 14 |
| Cisco environmental sustainability | 16 |
| Cisco enhanced limited lifetime hardware warranty | 16 |
| Cisco services | 17 |
| Cisco capital | 19 |
| Document history | 20 |

Product overview

Cisco Catalyst 9600 Series Switches are purpose-built for resiliency at scale with the industry's most comprehensive security and allows your business to grow at lowest total operational cost. Built upon the foundation of Catalyst 9000, the Catalyst 9600 Series offers scale and security when always on is a must.

As foundational building blocks for the Cisco Digital Network Architecture, Catalyst 9600 Series switches help customers simplify complexity, optimize IT, and reduce operational costs by leveraging intelligence, automation and human expertise that no other vendor can deliver regardless of where you are in the intent-based networking journey.

Catalyst 9600 Series Switches provide security features that help protect the integrity of the hardware as well as the software and all data that flows through the switch. It provides resiliency that keeps your business up and running seamlessly. Combine that with open APIs of Cisco IOS XE and programmability of the UADP ASIC technology, Catalyst 9600 Series switches give you what you need now with investment protection on future innovations.

As the industry's first purpose-built 40, 100, 200 and 400 Gigabit Ethernet line of modular switches targeted for the enterprise campus core, Catalyst 9600 Series switches deliver unmatched table scale (MAC, route, and Access Control List [ACL]) and buffering for enterprise applications. They support wired switching capacity of up to 25.6 Tbps, with up to 6.4 Tbps of bandwidth per slot and a variety of granular port densities that fit diverse campus needs, including nonblocking 40, 100, 200 and 400 Gigabit Ethernet (GE) Quad Small Form-Factor Pluggable (QSFP+, QSFP28, QSFP56, QSFP-DD) and 1, 10, 25, and 50 GE Small Form-Factor Pluggable Plus (SFP, SFP+, SFP28, SFP56) and 10 Gigabit multigigabit (10 Gigabit Ethernet/5 Gigabit Ethernet/2.5 Gigabit Ethernet/1 Gigabit Ethernet/100 Megabit/10 Megabit) RJ45 copper ports. The switches also support advanced routing and infrastructure services (such as Multiprotocol Label Switching [MPLS] Layer 2 and Layer 3 VPNs, Multicast VPN [MVPN], and Network Address Translation [NAT]); Cisco Software-Defined Access capabilities (such as a host tracking database, cross-domain connectivity, and VPN Routing and Forwarding [VRF]-aware Locator/ID Separation Protocol [LISP]); and network system virtualization with Cisco StackWise Virtual technology that are critical for their placement in the campus core.

The Cisco Catalyst 9600 Series also supports foundational high-availability capabilities such as patching, Graceful Insertion and Removal (GIR), Cisco Nonstop Forwarding with Stateful Switchover (NSF/SSO), redundant platinum-rated power supplies, and fans.

The Foundation of Software-Defined Access

Advanced persistent security threats. The exponential growth of IoT devices. Mobility everywhere. Cloud adoption. All of these require a network fabric that integrates advanced hardware and software innovations to automate, secure, and simplify customer networks. The goal of this network fabric is to enable customer revenue growth by accelerating the rollout of business services.

The Cisco Digital Network Architecture (Cisco DNA) with Software-Defined Access (SD-Access) is the network fabric that powers businesses. It is an open, extensible, software-driven architecture that accelerates and simplifies your enterprise network operations. The programmable architecture frees your IT staff from time-consuming, repetitive network configuration tasks so they can focus instead on innovation that positively transforms your business. SD-Access enables policy-based automation from edge to cloud with foundational capabilities. These include:

- Simplified device deployment
- Unified management of wired and wireless networks

- Network virtualization and segmentation
- Group-based policies
- Context-based analytics

Cisco Catalyst 9600 Series Line Cards

Table 1. Catalyst 9600 Supervisor and Line Card compatibility and bandwidth

| Line Card | C9600-SUP-1 | | C9600X-SUP-2 | |
|------------------|-------------|------------------------|----------------|------------------------|
| | Bandwidth | Minimum SW requirement | Bandwidth | Minimum SW requirement |
| C9600X-LC-56YL4C | NA | NA | 6.4 Tbps | 17.13.1 |
| C9600X-LC-32CD | NA | NA | 6.4 Tbps | 17.9.1 |
| C9600-LC-40YL4CD | 2.4 Tbps | 17.8.1 | 6.4 Tbps | 17.7.1 |
| C9600-LC-24C | 2.4 Tbps | 16.11.1 | 4.8 Tbps | 17.7.1 |
| C9600-LC-48YL | 2.4 Tbps | 16.11.1 | 4.8 Tbps | 17.7.1 |
| C9600-LC-48TX | 960 Gbps | 17.1.1 | 960 Gbps | 17.7.1 |
| C9600-LC-48S | 96 Gbps | 17.2.1 | Not Compatible | NA |

C9600X-LC-56YL4C

Cisco Catalyst 9600 Series 56-port 50/25/10GE, 4-port 100GE Line Card




Figure 1. Cisco Catalyst 9600 Series 56-port 50/25/10GE, 4-port 100GE (C9600X-LC-56YL4C)

Highlights of the C9600-LC-56YL4C

- Paired with C9600X-SUP-2 (3.2 Tbps bandwidth), this line card provides up to 56 ports of 50/25/10GE, 4 ports of 100GE non-blocking.
- 50/25/10GE SFP56, 100GE QSFP28 ports.
- IPv6 support on the Cisco Silicon One Application-Specific Integrated Circuit (ASIC)*, providing wire-rate forwarding for IPv6 networks.
- Advanced Encryption Standard 256 (AES-256) support with the powerful MACsec and WAN MACsec encryption algorithm².

* Cisco Silicon One ASIC is part of the Cisco Catalyst 9600 Series Supervisor Engine 2.

² WAN MACsec is supported only on C9600X-SUP-2 and HSEC license required.

C9600X-LC-32CD

Cisco Catalyst 9600 Series 30-port 100/40GE, 2-port 200GE, 2-port 400GE Line Card



Figure 2.

Cisco Catalyst 9600 Series 30-port 100/40GE, 2-port 400/200/100GE (C9600X-LC-32CD)

Highlights of the C9600X-LC-32CD

- Paired with C9600X-SUP-2 (3.2 Tbps bandwidth), this line card provides up to 30 ports of 100/40 GE, 2 ports of 400/200/100 GE non-blocking.
- 100/40 GE QSFP28, 400/200 GE QSFP-DD ports.
- IPv6 support on the Cisco Silicon One Application-Specific Integrated Circuit (ASIC)*, providing wire-rate forwarding for IPv6 networks.
- Advanced Encryption Standard 256 (AES-256) support with the powerful MACsec and WAN MACsec encryption algorithm².

* Cisco Silicon One ASIC is part of the Cisco Catalyst 9600 Series Supervisor Engine 2.

² WAN MACsec is supported only on C9600X-SUP-2 and HSEC license required.

C9600-LC-40YL4CD

Cisco Catalyst 9600 Series 40-port 50/25/10GE, 2-port 200GE, 2-port 400GE Line Card




Figure 3.

Cisco Catalyst 9600 Series 40-port 50GE, 2-port 200GE, 2-port 400GE Line (C9600-LC-40YL4CD)

Highlights of the C9600-LC-40YL4CD

- Paired with C9600X-SUP-2 (3.2 Tbps bandwidth), this line card provides up to 40 ports of 50/25/10GE, 2 ports of 100/200 GE and 2 ports of 400 GE non-blocking.
- Paired with C9600-SUP-1 (1.2 Tbps bandwidth), this line card provides up to 40 ports of 25/10/1GE and 2 ports of 40/100GE non-blocking.
- 50/25/10GE SFP56, 200GE QSFP56 and 400 GE QSFP-DD ports.
- IPv6 support on the Cisco Silicon One Application-Specific Integrated Circuit (ASIC)*, providing wire-rate forwarding for IPv6 networks.
- Advanced Encryption Standard 256 (AES-256) support with the powerful MACsec and WAN MACsec encryption algorithm².

* Cisco Silicon One ASIC is part of the Cisco Catalyst 9600 Series Supervisor Engine 2.

² WAN MACsec is supported only on C9600X-SUP-2 and HSEC license required.

C9600-LC-24C

Cisco Catalyst 9600 Series 24-port 40GE/12-port 100GE Line Card



Figure 4.

Cisco Catalyst 9600 Series 24-Port 40GE/12-Port 100GE Line Card (C9600-LC-24C)

Highlights of the C9600-LC-24C

- Paired with C9600-SUP-1, this line card provides up to 24 ports of 40 GE or 12 ports of 100 GE nonblocking.
- Paired with C9600X-SUP-2, this line card provides up to 24 ports of 100/40 GE nonblocking.
- 40 GE, 100 GE QSFP28 ports.
- IPv6 support on the UADP Application-Specific Integrated Circuit (ASIC)*, providing wire-rate forwarding for IPv6 networks.
- Advanced Encryption Standard 256 (AES-256) support with the powerful MACsec-256 encryption algorithm is available on the UADP ASIC¹.

* UADP ASIC is part of the Cisco Catalyst 9600 Series Supervisor Engine 1.

¹ This line card does not support MACsec with C9600X-SUP-2.

C9600-LC-48YL

Cisco Catalyst 9600 Series 48-port 50³ /25GE/10GE/1GE Line Card




Figure 5.

Cisco Catalyst 9600 Series 48-Port 50³ /25GE/10GE/1GE line card (C9600-LC-48YL)

Highlights of the C9600-LC-48YL

- 48 ports nonblocking.
- 50, 25, 10, and 1 GE¹ SFP28, SFP+ ports.
- IPv6 support on the UADP Application-Specific Integrated Circuit (ASIC)², providing wire-rate forwarding for IPv6 networks.
- Advanced Encryption Standard 256 (AES-256) support with the powerful MACsec-256 encryption algorithm is available on the UADP ASIC².

¹ 1 GE support is available only on C9600-SUP-1.

² UADP ASIC is part of the Cisco Catalyst 9600 Series Supervisor Engine 1. This line card does not support MACsec with C9600X-SUP-2.

³ 50GE support is available only on C9600X-SUP-2.

C9600-LC-48S

Cisco Catalyst 9600 Series 48-port 1GE Line Card



Figure 6.

Cisco Catalyst 9600 Series 48-Port 1GE Line Card (C9600-LC-48S)

Highlights of the C9600-LC-48S

- 48 ports nonblocking.
- IPv6 support on the UADP Application-Specific Integrated Circuit (ASIC)¹, providing wire-rate forwarding for IPv6 networks.

- Advanced Encryption Standard 256 (AES-256) support with the powerful MACsec-256 encryption algorithm is available on the UADP ASIC¹.
- Supported only on C9600-SUP-1.

¹ UADP ASIC is part of Supervisor Engine 1.

C9600-LC-48TX

Cisco Catalyst 9600 48-port Multigigabit RJ45 Copper Line Card



Figure 7.

Cisco Catalyst 9600 48-port RJ45 Copper - 10GE/5GE/2.5GE/1GE/100Mbps/10Mbps multigigabit Line Card (C9600-LC-48TX)

Highlights of the C9600-LC-48TX

- 48 ports nonblocking.
- 10GE, 5GE, 2.5GE, 1GE, 100Mbps, 10Mbps multigigabit RJ45 Copper ports¹.
- IPv6 support on the UADP Application-Specific Integrated Circuit (ASIC), providing wire-rate forwarding for IPv6 networks.
- Advanced Encryption Standard 256 (AES-256) support with the powerful MACsec-256 encryption algorithm is available on the UADP ASIC².

¹ Only 10 GE supported on C9600X-SUP-2.

² UADP ASIC is part of the Cisco Catalyst 9600 Series Supervisor Engine 1. This line card does not support MACsec with C9600X-SUP-2.

Features and benefits

Functional Transparency

The Cisco Catalyst 9600 Series Switches offer a line of modules that support numerous speeds and physical media combinations. These line cards are functionally transparent; all the packet processing, queuing, buffering, and Quality of Service (QoS) occur in the supervisor engine. To that end, the line cards acquire the features and capabilities of the installed supervisor engine. The architecture lets you easily upgrade all Ethernet line cards on your Cisco Catalyst 9600 Series to newer switching functions and higher throughput by adding a new supervisor engine. The simple design of the line cards results in a very high Mean Time Between Failures (MTBF), helping ensure high availability for a single connection to an end user.

Modular Versatility

The Cisco Catalyst 9600 Series is a modular architecture that is designed to provide dedicated wire-speed bandwidth to each line-card slot within the chassis. Each line card has a dedicated bandwidth to the supervisor engine for packet processing. All network data that flows into the Cisco Catalyst 9600 Series through the various line cards goes through the supervisor engine for processing, even in single-slot port-to-port communications.

A modular design allows you to use your investment in high-performance line cards across the entire line of Cisco Catalyst 9600 Series chassis and supervisor engines. With the architecture of the Cisco Catalyst 9600 Series, all line cards deployed in a chassis benefit from the enhanced features that the supervisor engine provides, including QoS; Layer 2, 3, and 4 routing; and hardware-based IPv6.

Smart Operation

- **RFID Tags:** The Cisco Catalyst 9600 Series Switches have an embedded RFID tag that facilitates easy asset and inventory management using commercial RFID readers.
- **Blue Beacon:** The Cisco Catalyst 9600 Series Switches support a blue beacon LED for easy identification of the switch being accessed.

Specifications

Ports for Line Cards

The following table summarizes the port specifications for the Line Cards.

Table 2. Port information for Line Cards

| Line Card | Port Speed | Maximum ports with C9600X-SUP-2 | Maximum ports with C9600-SUP-1 |
|-------------------------|------------|---------------------------------|--------------------------------|
| C9600X-LC-56YL4C | 25, 10 GE | 256 ¹ | NA |
| | 50 GE | 256 ¹ | NA |
| | 100 GE | 16 | NA |
| C9600X-LC-32CD | 40 GE | 128 | NA |
| | 100 GE | 128 | NA |
| | 200 GE | 8 | NA |
| | 400 GE | 8 | NA |
| C9600-LC-40YL4CD | 25, 10 GE | 256 ¹ | 192 |
| | 50 GE | 256 ¹ | NA |
| | 100 GE | 16 | |
| | 200 GE | 8 | NA |
| | 400 GE | 8 | NA |

| Line Card | Port Speed | Maximum ports with C9600X-SUP-2 | Maximum ports with C9600-SUP-1 |
|----------------------|----------------------------------|---------------------------------|--------------------------------|
| C9600-LC-24C | 40 GE | 96 | 96 |
| | 100 GE | 96 | 48 |
| | 10 GE ² | 96 | 96 |
| C9600-LC-48YL | 25, 10, 1 GE | 192 ³ | 192 |
| | 50 GE | 192 | NA |
| C9600-LC-48S | 1GE | NA | 192 |
| C9600-LC-48TX | 10GE, 5GE, 2.5GE, 1GE, 100M, 10M | 192 ³ | 192 |

¹ Breakout support in roadmap, not available at FCS.

² With CVR adapter.

³ Speeds below 10GE not supported on C9600X-SUP-2.

Power details

The following table gives power details information for the Line Cards.

Table 3. Rated Power Details by line card

| Line Card | Max rated power C9600X-SUP-2 | Max rated power C9600-SUP-1 |
|-------------------------|------------------------------|-----------------------------|
| C9600X-LC-56YL4C | 420 W | NA |
| C9600X-LC-32CD | 420 W | NA |
| C9600-LC-40YL4CD | 420 W | 420 W |
| C9600-LC-24C | 280 W | 200 W |
| C9600-LC-48YL | 300 W | 230 W |
| C9600-LC-48TX | 315 W | 315 W |
| C9600-LC-48S | NA | 160 W |

Catalyst 9600X-SUP-2 provides higher power to support higher high port speeds and density.

MTBF information

The following table gives MTBF information for the Line Cards.

Table 4. MTBF Details

| Line Card | MTBF (Hours) |
|------------------|--------------|
| C9600X-LC-56YL4C | 580,420 |
| C9600X-LC-32CD | 580,420 |
| C9600-LC-40YL4CD | 580,420 |
| C9600-LC-24C | 710,750 |
| C9600-LC-48YL | 640,750 |
| C9600-LC-48TX | 543,000 |
| C9600-LC-48S | 640,750 |

Optics

Cisco Catalyst 9600 Series Line Cards provide a variety of optical port types and port speeds. For details about the different optical modules supported by each line card and the minimum Cisco software release required for each of the supported optical modules, visit <https://tmgmatrix.cisco.com/>.

Ordering information

To place an order, visit the Cisco Ordering homepage. The following table details ordering information.

Table 5. Ordering information

| Part Number (“=” Indicates “Spare”) | Product Name |
|-------------------------------------|---|
| C9600X-LC-56YL4C (=) | Cisco Catalyst 9600 Series 56 port 50/25/10GE, 4 port 100GE |
| C9600X-LC-32CD (=) | Cisco Catalyst 9600 Series 30 port 100/40GE, 2 port 400/200/100GE |
| C9600-LC-40YL4CD (=) | Cisco Catalyst 9600 Series 40 port 50/25/10GE, 2 port 200GE, 2 port 400GE |
| C9600-LC-24C (=) | Cisco Catalyst 9600 Series 24-Port 40GE/12-Port 100GE |
| C9600-LC-48YL (=) | Cisco Catalyst 9600 Series 48-Port 25GE/10GE/1GE |
| C9600-LC-48TX (=) | Cisco Catalyst 9600 Series 48-Port RJ45 Copper - 10GE/5GE/2.5GE/1GE/100Mbps/10Mbps |
| C9600-LC-48S (=) | Cisco Catalyst 9600 Series 48-Port 1GE |

Product specifications

Standards, Technologies, Environmental Specifications

The following table lists additional Line Card product specifications.

Table 6. Product specifications

| Feature | Description |
|--|--|
| Standards | Gigabit Ethernet: IEEE 802.3z, IEEE 802.3x, IEEE 802.3ab |
| Physical Dimensions (H x W x D) | 1.7 x 15.0 x 13.41" (to faceplate) (4.32 x 38.1 x 34.06 cm) 1.7 x 15.0 x 15.7" (to ejector) (4.32 x 38.1 x 39.88 cm) |
| Weight | C9600X-LC-56YL4C: 3.75 kg (8.27 lbs) C9600X-LC-32CD: 3.95 kg (8.71 lbs) C9600-LC-40YL4CD: 3.75 kg (8.27 lbs) C9600-LC-24C: 3.48 Kg (7.67 lbs) C9600-LC-48YL: 3.55 Kg (7.83 lbs) C9600-LC-48TX: 4.03 kg (8.88 lbs) C9600-LC-48S: 3.55 Kg (7.83 lbs) |
| Operating Temperature | -5° to 45° C (23° to 113° F) up to 6,000 feet -5° to 40° C (23° to 104° F) up to 10,000 feet |
| Storage Temperature | -40° to 75° C (40° to 167° F) |
| Relative Humidity, Operating and Non- operating, Non-condensing | 10% to 95%, noncondensing |
| Altitude | -60 to 3000 m (-197 to 9843 feet) |

Safety and compliance

The following table lists the safety and compliance information for the Cisco Catalyst 9600 line cards.

Table 7. Safety and Compliance Information

| Feature | Description |
|---|---|
| Safety Conditions | Fiber optic lasers: Class 1 laser products |
| Safety Certifications | <ul style="list-style-type: none"> • UL 60950-1 • CAN/CSA-C222.2 No. 60950-1 • EN 60950-1 • IEC 60950-1 • AS/NZS 60950.1 • IEEE 802.3 |
| Electromagnetic Emissions Certifications | <ul style="list-style-type: none"> • EN55032:2015 • EN61000-3-2:2014 • EN55032:2012 • NM EN 55032:2015 • QCVN 118:2018/BTTTT • ICES-003:2016:Iss:6 • NM EN 61000-3-3:2015 • NM EN 61000-3-2:2015 • 47 CFR Part 15:2016 • KN61000-3-3:2014 • CISPR32:2012:Ed:1 • EN300 386:2012:V1.6.1 • KN61000-3-2:2014 • CNS13438:2006 • CISPR32:2015:Ed:2 • KN32:2015 • VCCI-CISPR 32:2016 • EN61000-3-3:2013 • CISPR24:2010+A1:2015 • CISPR35:2016:Ed:1 • EN55024:2010 • EN55024:2010:A1 • EN55035:2017 • EN61000-6-1:2007 • EN61000-6-2:2005 • IEC61000-6-1:2016:Ed:3 • IEC61000-6-2:2016:Ed:3 • KN35:2015 • NM EN 55024:2018 • TCVN 7317:2003 |
| Restriction of Hazardous | ROHS5 |

| Feature | Description |
|------------------------------|-------------|
| Substances (ROHS) Compliance | |

Cisco environmental sustainability

Information about Cisco Environmental, Social and Governance (ESG) initiatives, performance, and policies for our products, solutions, operations, and extended operations or supply chain is provided in the [Cisco ESG Reporting](#) Hub website, including the [Cisco Purpose Report](#).

Referenced links to information about key environmental sustainability topics are provided in the following table:

Table 8. Product Sustainability

| Sustainability Topic | Reference | Resource |
|----------------------|---|---|
| General | Information on product-material-content laws and regulations | Materials |
| | Information on electronic waste laws and regulations, including our products, batteries and packaging | WEEE Compliance |
| | Sustainability Inquiries | Contact: csr_inquiries@cisco.com |
| | Information on product takeback and reuse program | Cisco Takeback and Reuse Program |
| | Safety and compliance | Safety and Compliance Information |
| | Mean Time Between Failures - MTBF (hours) | MTBF Information |
| Power | Power details | Power Details |
| Material | Elimination of wet paint | Environment Circular Economy Commitment to Net Zero |
| | Product packaging weight and materials | Contact: environment@cisco.com |
| | Dimensions | Standards, Technologies, Environmental Specifications |
| | Weight | Standards, Technologies, Environmental Specifications |

Cisco makes the packaging data available for informational purposes only. It may not reflect the most current legal developments, and Cisco does not represent, warrant, or guarantee that it is complete, accurate, or up to date. This information is subject to change without notice.

Cisco enhanced limited lifetime hardware warranty

The Cisco Catalyst 9600 Series Switches come with an Enhanced Limited Lifetime Warranty (E-LLW) that includes Next-Business-Day (NBD) delivery of replacement hardware where available and 90 days of 8x5 Cisco Technical Assistance Center (TAC) support. Your formal warranty statement, including the warranty applicable to Cisco software, appears in the information packet that accompanies your Cisco product. We encourage you to carefully review the warranty statement shipped with your specific product before use. Cisco reserves the right to refund the purchase price as its exclusive warranty remedy. For further information about warranty terms, visit <https://www.cisco.com/go/warranty>.

The following table provides information about the Enhanced Limited Lifetime Warranty (E-LLW).

Table 9. E-LLW details

| Feature | Description |
|-----------------------------|--|
| Devices covered | Applies to Cisco Catalyst 9600 Series Switches. |
| Warranty Duration | As long as the original customer owns the product. |
| End-of-life policy | In the event of discontinuance of product manufacture, Cisco warranty support is limited to 5 years from the announcement of discontinuance. |
| Hardware Replacement | Cisco or its service center will use commercially reasonable efforts to ship a replacement for NBD delivery, where available. Otherwise, a replacement will be shipped within 10 working days after receipt of the Return Materials Authorization (RMA) request. Actual delivery times might vary depending on customer location. |
| Effective date | Hardware warranty commences from the date of shipment to customer (and in the case of resale by a Cisco reseller, not more than 90 days after original shipment by Cisco). |
| TAC Support | Cisco will provide during business hours, 8 hours per day, 5 days per week, basic configuration, diagnosis, and troubleshooting of device-level problems for up to a 90-day period from the date of shipment of the originally purchased Cisco Catalyst 9600 Series product. This support does not include solution or network-level support beyond the specific device under consideration. |
| Cisco.com access | Warranty allows guest access only to Cisco.com. |

Cisco services

Successfully deploy, manage, and support Cisco Catalyst 9000 switches with a full life cycle of Cisco Services including implementation, optimization, technical, managed and training services. Our team of experts can help you speed deployment, reduce costs and minimize risk as you introduce new hardware, software and protocols into the network. As your trusted advisor, we help you achieve extraordinary business outcomes, minimize risk and disruption so you can anticipate change and pivot quickly, securely, and confidently.

Table 10. Technical Services

| Cisco Technical Services |
|---|
| <p>Cisco Smart Net Total Care Service</p> <ul style="list-style-type: none"> • Around-the-clock, global access to the Cisco TAC • Unrestricted access to the extensive Cisco.com knowledge base and tools • NBD, 8x5x4, 24x7x4, and 24x7x2 advance hardware replacement and onsite parts replacement and installation available • Ongoing operating system software updates within the licensed feature set¹ • Proactive diagnostics and real-time alerts on Smart Call Home-enabled devices |

Cisco Technical Services

Cisco Solution Support Service

- Provides a team of experts who act as primary point of contact to deliver centralized support, including in multivendor network environments
- Speed is paramount when problems arise, so we deliver on a 30-minute service level objective and prioritize Solution Support cases
- Expert guidance helps to enhance IT operations with fewer outages and faster problem resolution while maximizing performance and reliability of Catalyst 9600 Series switches
- We even look beyond identified problems and provide the necessary guidance needed to help you avoid any pitfalls before they can disrupt IT or your business

¹ Cisco operating system updates include the following: maintenance releases, minor updates, and major updates within the licensed feature set.

[Learn more about available services.](#)

Software Policy for Cisco Catalyst 9600 Series Switches

[Cisco DNA Software for Access Switching](#) is available for the Cisco Catalyst 9600 Series.

There are two choices for software subscription: Cisco DNA or Cisco Catalyst. They provide:

- Flexible licensing models to smoothly distribute customers' software spending over time.
- Investment protection for software purchases through software services-enabled license portability.
- Access to updates, upgrades, and new technology from Cisco through Cisco Software Support Services (SWSS).
- Base product-level support for hardware, software, and Cisco IOS (Catalyst Software only).
- ISE licenses included in the Advantage tier to facilitate zero-trust network security* (Catalyst Software only).
- Access to end-to-end network visibility with Cisco Spaces and service assurance through Cisco ThousandEyes Network and Application Synthetics (included with the Advantage license).

Manage your entire switching structure as a single, converged component. With one management system and one policy for wired and wireless networks, it offers an efficient way to provide more secure access.

Cisco Catalyst 9600 Series switches can be ordered through Cisco Commerce Workspace (CCW) as a Cisco Catalyst or DNA Advantage subscription. Both options include switch hardware coupled with Cisco IOS XE and the Network Stack software.

The Cisco DNA Subscription for Switching offer delivers an unbound network on an open and extensible architecture to help you navigate the digital journey. This subscription offer simplifies the buying process and includes lower initiation costs and flexible terms. It includes Cisco DNA Advantage with full Cisco DNA capabilities and Cisco SD-Access.

The Catalyst Software Subscription for Switching includes base software and hardware support for the Essentials (N/A for Catalyst 9600) and Advantage tiers. This support delivers a TAC service for severity 1 and 2 service requests. In addition, if you opt for the Advantage tier, you also receive ISE licenses (quantity dependent on switch model). Catalyst 9600 series receive 40 endpoint sessions per Catalyst Advantage license.

For a more detailed overview on Cisco Licensing, go to cisco.com/go/licensing_guide.

Software Policy for Network Stack Components

Customers with the Network Essential Stack and Network Advantage Stack software feature sets will be provided with maintenance updates and bug fixes. These are designed to maintain compliance of the software with published specifications, release notes, and industry standards as long as the original end user continues to own or use the product or for up to one year from the end-of-sale date for the product, whichever occurs earlier.

Cisco Embedded Support for Cisco DNA Term components

Cisco Embedded Support delivers the right support for Cisco software products and suites. It will keep your business applications performing as expected and protect your investment. Cisco Embedded Support for the Cisco DNA Advantage term components is included as part of the switch value.

Embedded Support provides access to TAC support, major software updates, maintenance and minor software releases, and the Cisco Software Support site, for increased productivity with anytime access.

Cisco capital

Flexible payment solutions to help you achieve your objectives

Cisco Capital makes it easier to get the right technology to achieve your objectives, enable business transformation and help you stay competitive. We can help you reduce the total cost of ownership, conserve capital, and accelerate growth. In more than 100 countries, our flexible payment solutions can help you acquire hardware, software, services and complementary third-party equipment in easy, predictable payments. [Learn more](#).

Document history

| New or Revised Topic | Described In | Date |
|--|-------------------------|--------------------|
| Added C9600X-LC-56YL4C Cisco Catalyst 9600 Series Combo line card | All applicable areas | November 21, 2023 |
| Added Cisco Catalyst Software Subscription | Software section | September 14, 2023 |
| Updated Cisco environmental sustainability section | All applicable areas | November 24, 2022 |
| Added C9600X-LC-32CD | All applicable tables | June 14, 2022 |
| Added C9600X-SUP-2, C9600-LC-40YL4CD sections | All applicable sections | February 03, 2022 |
| Added C9600-LC-48S Sections | All applicable tables | March 17, 2020 |
| Added C9600-LC-48TX Sections | All applicable tables | November 25, 2019 |
| Original version of C9600 Line card data sheet | Data sheet | March 25, 2019 |

Americas Headquarters
Cisco Systems, Inc.
San Jose, CA

Asia Pacific Headquarters
Cisco Systems (USA) Pte. Ltd.
Singapore

Europe Headquarters
Cisco Systems International BV Amsterdam,
The Netherlands

Cisco has more than 200 offices worldwide. Addresses, phone numbers, and fax numbers are listed on the Cisco Website at <https://www.cisco.com/go/offices>.

Cisco and the Cisco logo are trademarks or registered trademarks of Cisco and/or its affiliates in the U.S. and other countries. To view a list of Cisco trademarks, go to this URL: <https://www.cisco.com/go/trademarks>. Third-party trademarks mentioned are the property of their respective owners. The use of the word partner does not imply a partnership relationship between Cisco and any other company. (1110R)